

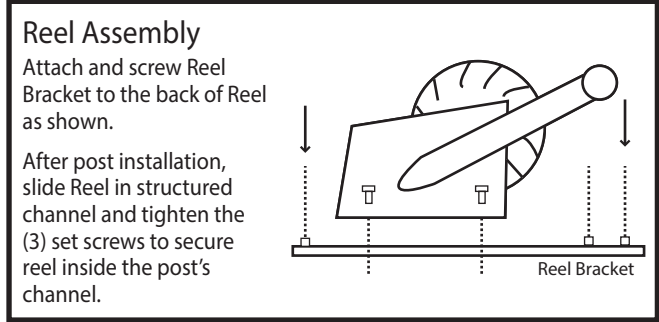
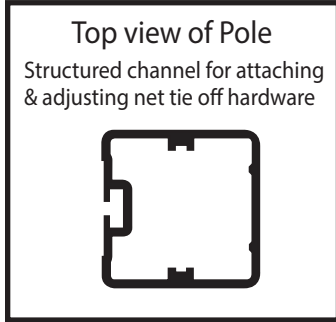


# 4" Square Adjustable Aluminum Net System

Item # 68127S

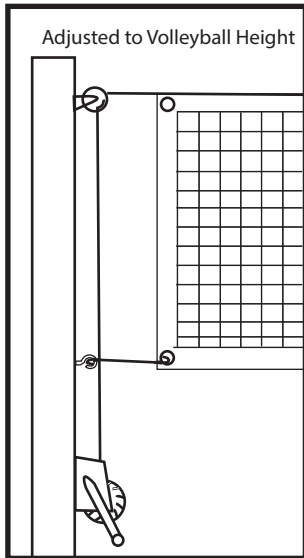
## PARTS LIST

Reference	Qty	Description
A	(2)	4" Square Poles -10'6" Long
B	(1)	Reel Assembly
C	(1)	Pulley
D	(6)	Open Eye Hooks
	(2)	Pole Caps
		Unicourt Net - Sold Separately
	(4)	Bungee Cords (Included w/ Net)



## TOOLS NEEDED

- Level
- Shovel
- Concrete
- 9/16" Wrench
- 1/4" Allen Wrench (Included)

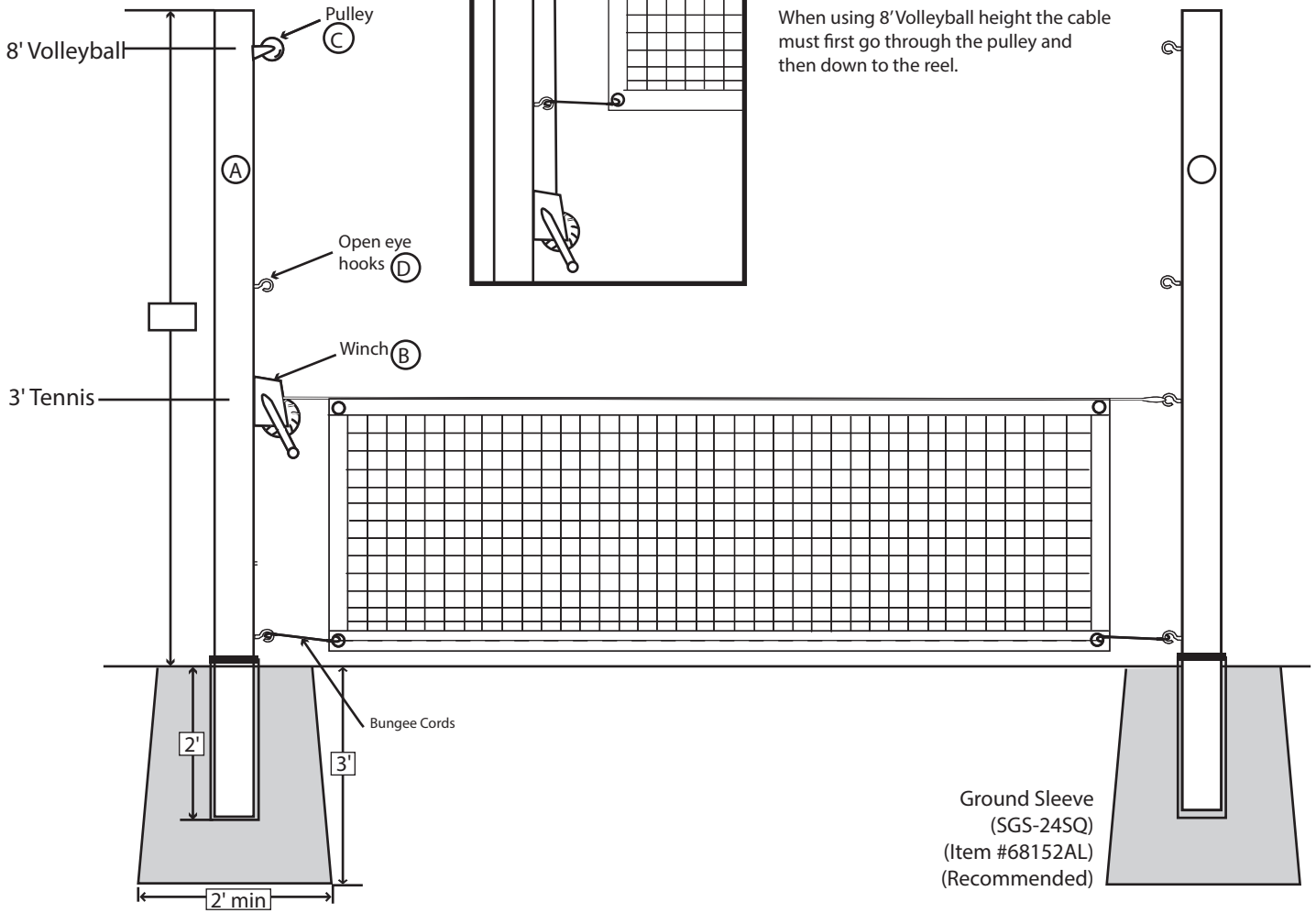


Slide all attachment hardware into the channel and secure at desired height.

### Net Installation:

Attach loop at one end of net cable to eye bolt. On other side, attach loop to hook on the reel, and begin cranking until net is taught between posts. Use bungee cords to secure sides of the net.

When using 8' Volleyball height the cable must first go through the pulley and then down to the reel.



Ground Sleeve  
(SGS-24SQ)  
(Item #68152AL)  
(Recommended)